

To Use Labels

- 1) Print on rice paper and glue with buttercream onto cupcakes to spell out #AHPDay, Prosthetics & Orthotics.
- 2) Print on paper and spear with toothpicks to stick into the top of cupcakes
- 3) Print on Sticker paper to make stickers

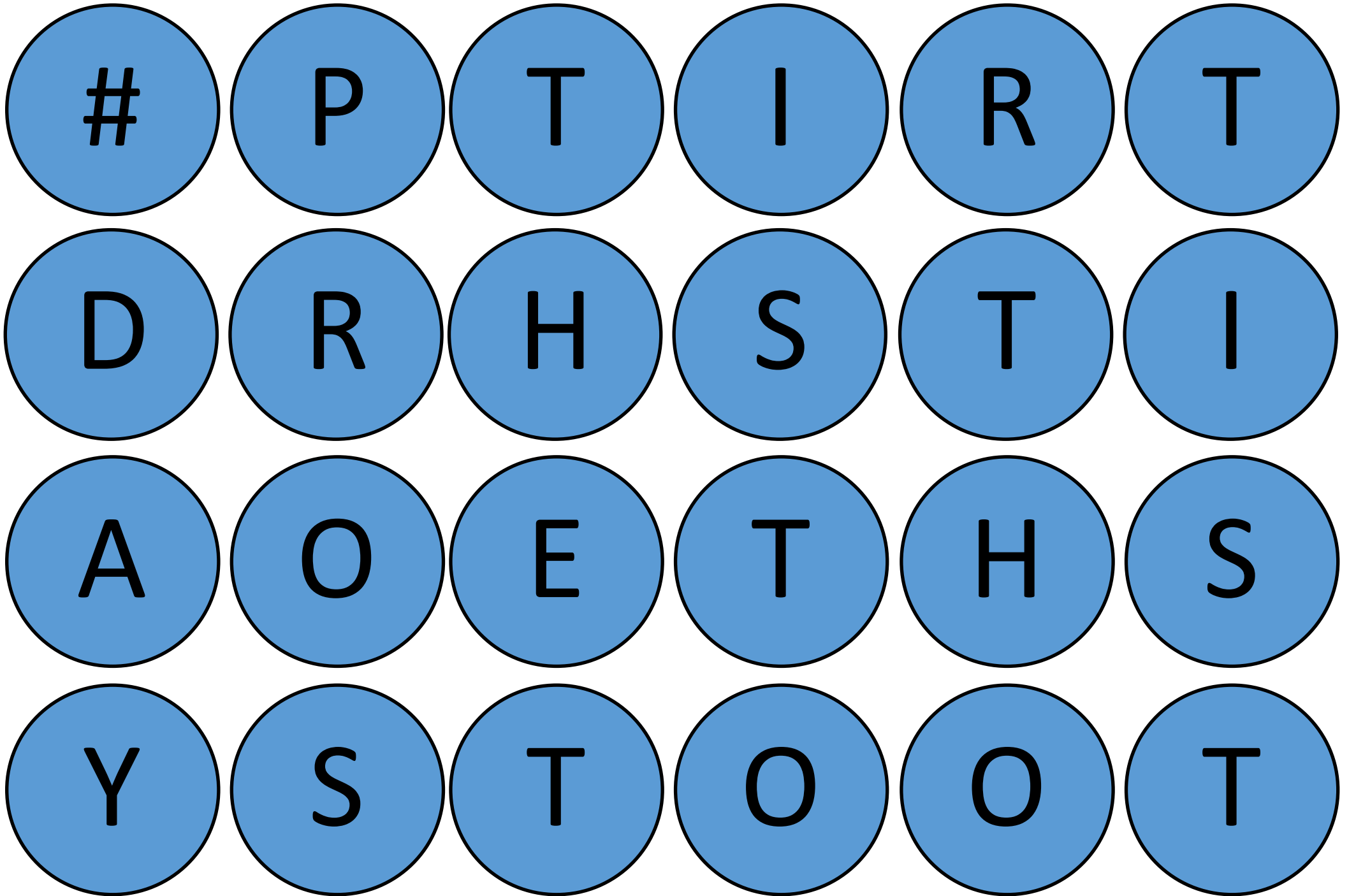
#	D	R	E	O	T	#
A	A	O	T	R	I	A
H	Y	S	I	T	S	H
P	#	T	S	H	T	P
#	P	H	T	O	#	#

P T I R T

A R H C T I

H O E S H C

P S T O O S



#AHP

#AHP

#AHP
DAY

#AHP
DAY

#AHP
DAY

#AHP
DAY

#AHPDay

#AHPDay

#AHPDay

#AHPDay

#AHPDay

#AHPDay

#Orthotist

#Orthotist

#Orthotist

#Orthotist

#Orthotist

#Orthotist

#Prosthetist

#Prosthetist

#Prosthetist

#Prosthetist

#Prosthetist

#Prosthetist

#	D	R	E	O	T	#
A	A	O	T	R	I	A
H	Y	S	I	T	S	H
P	#	T	S	H	T	P
#	P	H	T	O	#	#

P T I R T

A R H C T I

H O E S H C

P S T O O S

P T I R T

D R H S T I

A O E T H S

Y S T O O T

#AHP

#AHP

#AHP
DAY

#AHP
DAY

#AHP
DAY

#AHP
DAY

#AHPDay

#AHPDay

#AHPDay

#AHPDay

#AHPDay

#AHPDay

#Orthotist

#Orthotist

#Orthotist

#Orthotist

#Orthotist

#Orthotist

#Prosthetist

#Prosthetist


#Prosthetist


#Prosthetist

#Prosthetist

#Prosthetist







#AHP

#AHP

#AHP
DAY

#AHP
DAY

#AHP
DAY

#AHP
DAY

#AHPDay

#AHPDay

#AHPDay

#AHPDay

#AHPDay

#AHPDay

#Orthotist

#Orthotist

#Orthotist

#Orthotist

#Orthotist

#Orthotist

#Prosthetist

#Prosthetist

#Prosthetist

#Prosthetist

#Prosthetist

#Prosthetist